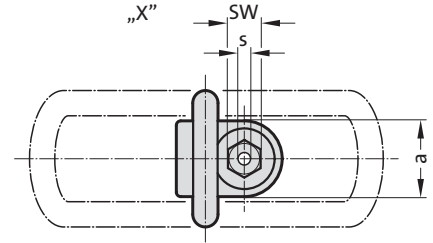
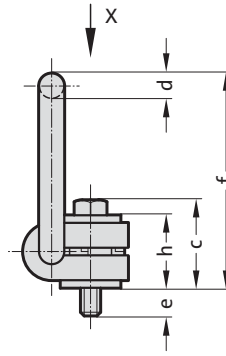
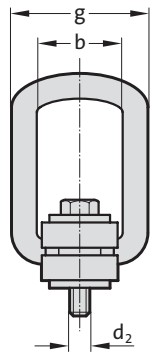


Hoisting snap link, omnidirectional



2131.33.



Description:

The hinged unit is free to rotate through 360°, self-align with the direction of pull and folding. The hoisting Snap Link must be installed in the stress direction before loading, must be able to move freely and may not be supported at an angle.
Do not rotate under load.
Full load bearing capacity in any direction.
Complete with a 100% crack-checked outer and inner hexagonal bolt for universal tool use.

Material:

Alloyed tool steel

Note:

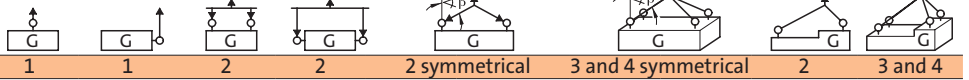
Ensure even screw-in surface, threads must be screwed in completely.

2131.33. Hoisting snap link, omnidirectional

Order No	Rated carrying capacity [t]	d ₂	e	g	a	b	c	d	f	h	s	SW	Tightening torque [Nm]
2131.33.008.055	0.3	M8	12	55	30	35	35	11	84	28	6	13	30
2131.33.010.055	0.63	M10	16	55	30	35	36	11	86	29	6	17	60
2131.33.012.057	1	M12	18	57	33	37	44	14	98	36	8	19	100
2131.33.014.057	1.2	M14	21	57	33	37	45	14	98	36	10	22	120
2131.33.016.057	1.5	M16	24	57	33	37	46	14	98	36	10	24	150
2131.33.018.082	2	M18	26	82	50	54	57	17	142	44	12	30	200
2131.33.020.082	2.5	M20	30	82	50	54	57	17	142	44	12	30	250
2131.33.024.082	4	M24	36	82	50	54	59	17	142	44	14	36	400
2131.33.027.099	4	M27	38	99	60	65	79	23	170	62	17	41	400
2131.33.030.099	5	M30	48	99	60	65	81	23	170	62	17	46	500
2131.33.036.099	7	M36	54	99	60	65	86	23	177	63	22	55	700
2131.33.036.124	8	M36	62	124	77	85	101	27	225	78	22	55	800
2131.33.042.124	10	M42	72	124	77	85	104	27	225	78.5	24	65	1000
2131.33.042.158	15	M42	63	158	95	104	115	36	256	89	24	65	1500
2131.33.048.158	20	M48	72	158	95	104	119	36	258	89	27	75	2000

Max. carrying capacity "G" in tonnes for various types of attachment

Type of attachment, Arrangement of the suspension points
Number of lines



Order No	carrying capacity in tonnes									
2131.33.008.055	0.3	0.3	0.6	0.6	0.42	0.3	0.63	0.45	0.3	0.3
2131.33.010.055	0.63	0.63	1.26	1.26	0.88	0.63	1.32	0.95	0.63	0.63
2131.33.012.057	1	1	2	2	1.4	1	2.1	1.5	1	1
2131.33.014.057	1.2	1.2	2.4	2.4	1.7	1.2	2.5	1.8	1.2	1.2
2131.33.016.057	1.5	1.5	3	3	2.1	1.5	3.1	2.2	1.5	1.5
2131.33.018.082	2	2	4	4	2.8	2	4.2	3	2	2
2131.33.020.082	2.5	2.5	5	5	3.5	2.5	5.2	3.7	2.5	2.5
2131.33.024.082	4	4	8	8	5.6	4	8.4	6	4	4
2131.33.027.099	4	4	8	8	5.6	4	8.4	6	4	4
2131.33.030.099	5	5	10	10	7	5	10.5	7.5	5	5
2131.33.036.099	7	7	14	14	9.8	7	14.7	10.5	7	7
2131.33.036.124	8	8	16	16	11.2	8	16.8	12	8	8
2131.33.042.124	10	10	20	20	14	10	21	15	10	10
2131.33.042.158	15	15	30	30	21	15	31.5	22.5	15	15
2131.33.048.158	20	20	40	40	28	20	42	30	20	20